

Corpus Christi Annual Financial Report (July 2019-June 2020)

Dear Corpus Christi Community,

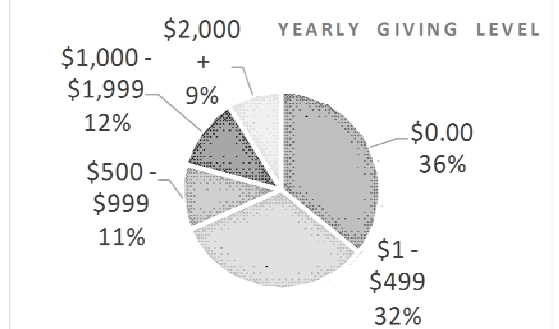
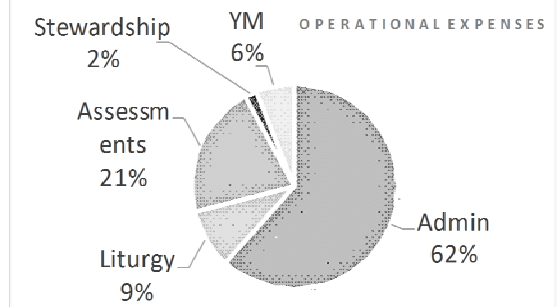
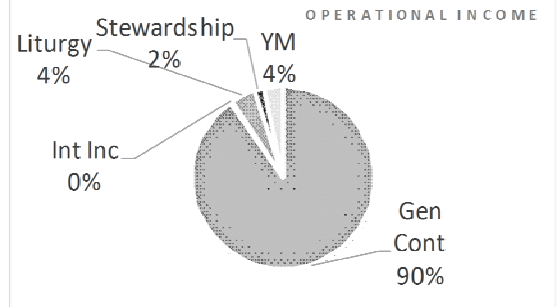
This has certainly been a difficult and disorienting year for all of us. There is a temptation to look around and ask, "Where is God?" Perhaps God is in the creativity of the members of the Body of Christ to proclaim Good News in adverse and unfamiliar situations. A special thank you to all who have discovered unique ways of ministering to others!

Below you will find the financial report for the 2019-2020 Fiscal Year. Thank you to the Parish Finance Committee and the Parish Corporate Board for their oversight and aid to ensure the financial viability of the Parish.

The Parish finished the year with a loss of \$20,244. We are making progress on our Parish Mortgage. As of 30 June, we owe \$1.2 million. The Parish Staff deserves a very special thank you for being extremely diligent about minimizing expenses in the midst of a global pandemic. We do have a balanced budget for Fiscal Year 2021, and will continue to work diligently to be good stewards of the resources you entrust to us. Please remember almost all our ordinary income to cover operating expenses comes from the regular weekly Sunday collections.

Please be safe, and may the Joy of Christ be with you!

Fr. Chris Orndorff



Operational Activity (Overall Summary)

| Income | Operational |
|---|--------------------|
| General Contributions | \$ 491,851 |
| Interest Income | \$ 1,682 |
| Liturgy | \$ 23,162 |
| Stewardship | \$ 9,300 |
| YM | \$ 18,840 |
| Total Income | \$ 544,834 |
| Expense | |
| Administration (Payroll, Benefits, Utilities, Maintenance) | \$ 348,911 |
| Liturgy (Payroll, Envelopes, Church Supplies, Sounds Equipment/Repair) | \$ 52,679 |
| Assessments/Charities (Chancery Assess., Priest Assurance, Property Ins., Priest Salary Subsidy) | \$ 118,735 |
| Stewardship (Payroll) | \$ 10,000 |
| YM (Payroll, Food and Snacks.) | \$ 34,753 |
| Total Expense | \$ 565,078 |
| Operational Income (Loss) | \$ (20,244) |

| | Jun 30, 20 |
|--|---------------------|
| ASSETS | |
| Total Checking/Savings | 752,082.97 |
| Total Accounts Receivable | 1,200.00 |
| Total Other Current Assets | 49,933.46 |
| Total Current Assets | 803,216.43 |
| Total Fixed Assets | 8,318,443.52 |
| TOTAL ASSETS | 9,121,659.95 |
| LIABILITIES & EQUITY | |
| Liabilities | |
| Current Liabilities | |
| Total Accounts Payable | 741.45 |
| Other Current Liabilities | |
| Payroll Payables | 20,456.73 |
| Paycheck Protection Plan Loan | 71,700.00 |
| Special Collections | 305.49 |
| Total Other Current Liabilities | 92,462.22 |
| Total Current Liabilities | 93,203.67 |
| Long Term Liabilities | |
| Sanctuary Loan | 1,217,045.95 |
| Trusts | 80,108.01 |
| Total Long Term Liabilities | 1,297,153.96 |
| Total Liabilities | 1,390,357.63 |
| Equity | |
| Net Assets | 7,331,604.98 |
| Net Assets Restricted-Bldg Mort | 263,234.33 |
| Net Assets Restricted-Bldg Other | 85,511.71 |
| Net Assets Restricted-Other | 30,607.61 |
| Net Income | 20,343.69 |
| Total Equity | 7,731,302.32 |
| TOTAL LIABILITIES & EQUITY | 9,121,659.95 |